
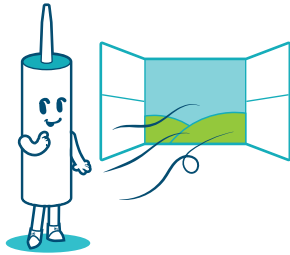

BATH FITTER®

3 Secrets to Happy Silicone




MAINTAIN

Reward your silicone for its hard work after each use by patting it dry with a towel.



VENTILATE

Let your bathroom breathe by ventilating with a fan or opening a window in the bathroom.



CLEAN

Your silicone is pretty tough; you won't hurt its feelings by cleaning it every week.

We love to visit our customers, but also realize it can be a hassle for you to plan appointments around a busy schedule. So here are some tips to keep your silicone happy and hopefully avoid a service appointment which leaves your schedule open for more important things.

Squeaky Clean Silicone Cleaners:

The Home Remedy

50/50 mix of white vinegar and water
50/50 mix of chlorine bleach and water

The Professionals

Clorox Clean Up Cleaner with Bleach
Soft Scrub with Bleach

Or Check Out

Bathfitter.com for a list of approved cleaners



Rvsd Date: 2/28/18; BF-152